
KODAK

Gives You

The Edge

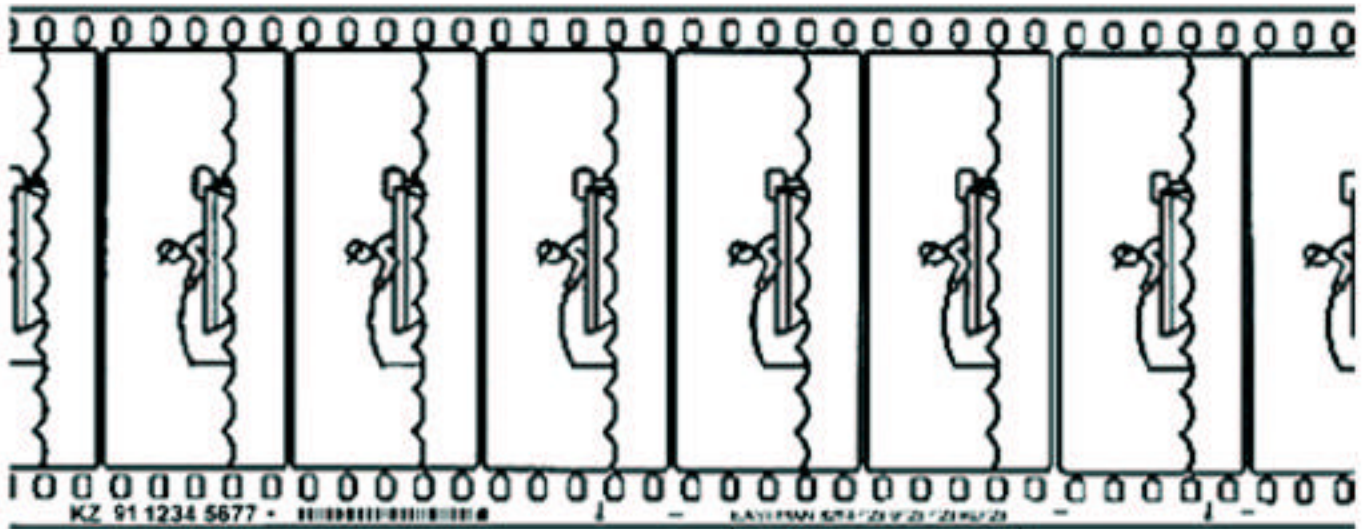
That Counts.

65mm



Heads

Base Up



KZ 91 1234 5677 • 010000010001000100010001

01000001000100010001000100010001000100010001

Manufacturer's Information

EASTMAN	5274	123	0123	123	FL
Film Manufacturer	Film Type	Emulsion Number	Roll and Part Number	Printer Number	Year Code

EASTMAN KEYCODE Numbers

Kodak's machine-readable key numbers. Includes the 10-digit key number, manufacturer identification code, film type, and offset in perforations. (barcode detail next page)

Zero-Frame Reference Mark

Dot which identifies the frame directly above as the zero-frame specified by both the human-readable key number and the machine-readable bar code.

Key Number

Count — Four digits that increment every 120 perforations.

Prefix — Six digits that identify film roll.

Film Identification Code

Letter which identifies film type.

Manufacturer Identification Code

Letter which identifies film manufacturer. K= Eastman Kodak Company.

Current Films

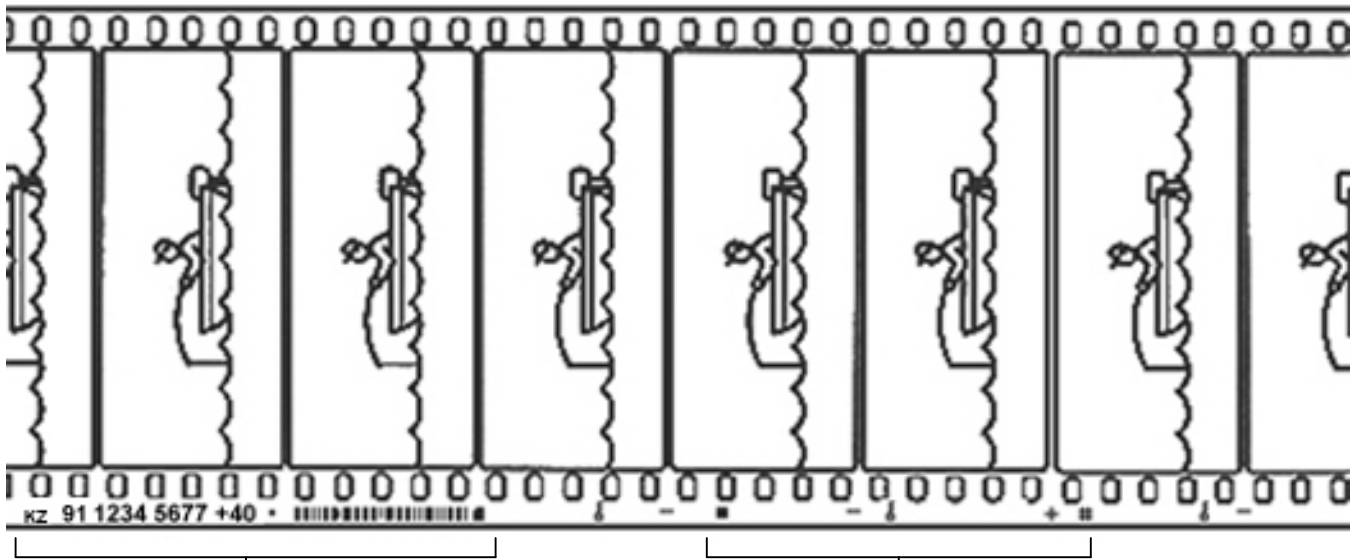
I ... 5246	R ... 5289
K ... 5245	T ... 5298
L ... 5293	U ... 5279
M ... 5248	V ... 5244
Q ... 5277	Z ... 5274

Discontinued Films

A ... 5243	J ... 5296
B ... 5247	W ... 5287
C ... 5297	

EASTMAN 65 mm KEYCODEä Numbers

USERS' GUIDE



One-third Key Number


The key number +40, with bar code and frame-reference dot, is offset 40 perforations from the main key number. Use to identify short scenes which may not include the main key number.

Matching Check Symbols

Two randomly selected symbols for additional matching checks.

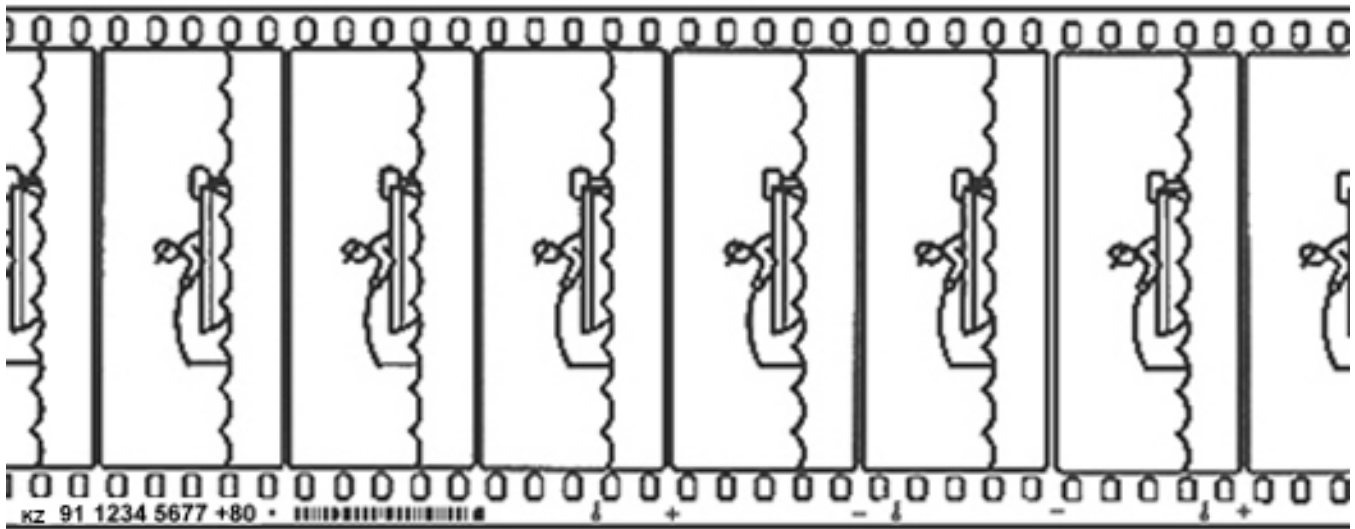
To Use: After matching key numbers and checking picture, verify that same symbols are located in same position on both the workprint and the negative. Check symbols are another aid in matching very short scenes. The solid squares also serve as density patches to evaluate edgeprint exposure.

EASTMAN KODAK Numbers Information



Encoded in USS - 128 Barcode

This edgeprint format pertains to all Eastman 65mm negative and intermediate films.



Two-thirds Key Number

Like the *one-third key number*, but +80 perforations following the main key number.

Frame-Reference Markers

A **Dash**, **Key** and **Plus** are printed at regular intervals to help locate frame lines, especially for scenes shot in low light.

- **Dash:** Frame reference mark for 5- and 10-perf formats.
- ⌘ **Key:** Frame reference mark for 8-perf format.
- + **Plus:** Frame reference mark for 15-perf format.
(Every third **dash** is a **plus**)

To Use: Locate one frame line and nearest reference marker for the given film format. Count the number of perforations between the frame line and the marker. Use this perf offset to identify the location of frame lines throughout the scene.

Note: Frame-reference markers are not printed when they interfere with other edgeprint information.

Improved Edgeprint Format for KODAK 65mm Film

Interval between main Keycode numbers increased from 80- to 120-perforations

Facilitates the development of software programs for accurate electronic editing in all 65mm formats.

Two intermediate Keycode numbers offset 40- and 80-perforations from the main Keycode number

An aid in matching short scenes which may not include the main key number.

Larger (full-size) human-readable intermediate key numbers

Easier to read on original and intermediate films. More legible on 35mm printdown workprint. Along with +40 and +80 perf designators, the two alpha-characters preceding the key number are half size to further indicate these are intermediate key numbers.

Frame-reference marker (key) added for 8-perf format

A new reference symbol for quickly locating the frame lines of dark scenes shot in the 8-perf format. (An addition to the dash and plus symbols currently used to reference frame lines on 5-, 10- and 15- perf formats.)

New manufacturer identification code-22

Allows readers and software to automatically recognize the new edgeprint format and accurately record Kodak Keycode numbers from the new and previous formats, even when intercut. **Note:** The identification code was 02 for the previous 65mm format.

New printer number sequence -91 and -92

Printer numbers (first two digits of the key number) are 91 or 92. Printer numbers for previous Kodak 65mm films were 01 or 02. On a negative cut list, the different numbers quickly identify the edgeprint format of the film.

Free Manuals Download Website

<http://myh66.com>

<http://usermanuals.us>

<http://www.somanuals.com>

<http://www.4manuals.cc>

<http://www.manual-lib.com>

<http://www.404manual.com>

<http://www.luxmanual.com>

<http://aubethermostatmanual.com>

Golf course search by state

<http://golfingnear.com>

Email search by domain

<http://emailbydomain.com>

Auto manuals search

<http://auto.somanuals.com>

TV manuals search

<http://tv.somanuals.com>