

Delta-Fab System

Issued April 2008 • Index No. DC/15

**MIG Welding
Power Source** 

Quick Specs

Industrial Applications

Heavy-to-Light Fabrication

Processes

MIG (GMAW) with mild steel, flux cored, stainless steel, and aluminum wires

Delta-Fab

Input Power 3-Phase, 230/460/575 V

Rated Output

375 A at 100% Duty Cycle
450 A at 60% Duty Cycle

Voltage 10–45 V

Weight 374 lb (170 kg)

24A Wire Feeder

Input Power 24 VAC / 7 A

Electrode Wire Diameter Capacity

.023–3/32 in (0.08–2.4 mm)

Wire Speed 75–750 IPM (1.9–16.5 m/min)

Remote Voltage Control Standard

Weight 40 lb (18 kg)

The Power of Blue.®

Run-in standard on 24A for better arc-starting performance on a variety of wires.

Material specific output studs provide the flexibility to produce the optimal arc characteristics for aluminum, stainless steel and all other materials.

Line voltage compensation keeps welding parameters constant even when input voltages change $\pm 10\%$. Eliminates need to change welding parameters throughout the day.

Remote voltage control is standard. Parameter adjustments can be made in weld cell or at a remote location.

Solid-state weld contactor provides longevity to match the ultra-durable and reliable reputation of the Delta-Fab.

Large output voltage range provides more flexibility on a variety of wire diameters. Also aids operator with voltage losses that occur when operating long distances from power source.



See option and package descriptions on page 3.



Four-Drive-Roll feeding system with independent tension control handles small and large diameter wires. (Drive rolls and guides ordered separately.)

Large analog volt and ammeters for easy viewing.

14-pin receptacle provides quick, direct connection to wire feeders and accessories.

Auto Remote Sense™ automatically selects remote control requirements through the 14-pin receptacle. Eliminates switches and confusion for the operator.

14-pin select is easy to set up with no external switches to put in the wrong position.

Thermal overload protection automatically shuts down the system to prevent high repair costs.

115 VAC duplex receptacle provides 15 amps of auxiliary power.



Delta-Fab™ System
MIGRunner® Package shown

TRUE BLUE
3YR. WARRANTY

Welder is warranted for 3 years, parts and labor.
Original main power rectified parts are warranted for 5 years.

MADE IN **USA**
APPLETON, WI **USA**



Miller Electric Mfg. Co.
An Illinois Tool Works Company
1635 West Spencer Street
Appleton, WI 54914 USA

International Headquarters
Phone: 920-735-4505
USA FAX: 920-735-4134
Canadian FAX: 920-735-4169
International FAX: 920-735-4125

Web Site
www.MillerWelds.com



Delta-Fab Specifications (Subject to change without notice.)

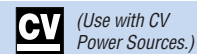


Rated Welding Output	Voltage Range DC	Amps Input at Rated Load Output, 60 Hz, Three-Phase					Dimensions	Net Weight
		230 V	460 V	575 V	KVA	KW		
375 A at 35 VDC, 100% Duty Cycle	10-45	69 4*	34.5 2*	27.5 1.6*	27.5 1.61*	17.5 0.46*	H: 30 in (762 mm) (including lift eye) W: 23 in (585 mm) D: 30-1/2 in (775 mm) (including strain relief)	374 lb (170 kg)

*While idling.

Certified to both the Canadian and U.S. Standards for welding equipment.

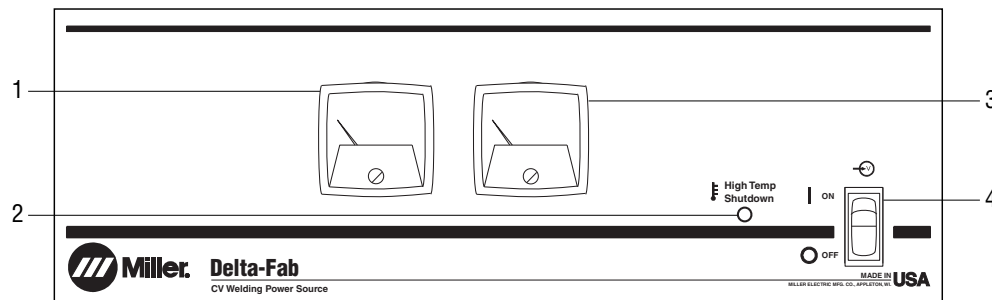
24A Wire Feeder Specifications (Subject to change without notice.)



Input Power	Electrode Wire Diameter Capacity	Maximum Spool Size Capacity	Wire Speed	Dimensions	Net Weight
24 VAC, 7 A, 60 Hz	.023-3/32 in (0.08-2.4 mm)	60 lb (27.2 kg)	75 - 750 IPM (1.9-16.5 m/min)	H: 11 in (279 mm) W: 10-3/4 in (273 mm) D: 23-1/2 in (597 mm)	40 lb (18 kg)

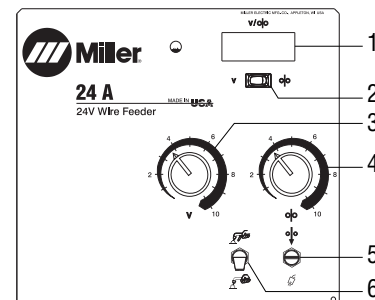
Conforms to European standards.

Control Panels



1. Voltage Meter
2. High Temperature Shutdown Light
3. Amperage Meter
4. Power Switch with Indicator Light

Note: Weld output studs are energized by controls on the wirefeeder.
Turn off power before connecting remote device.



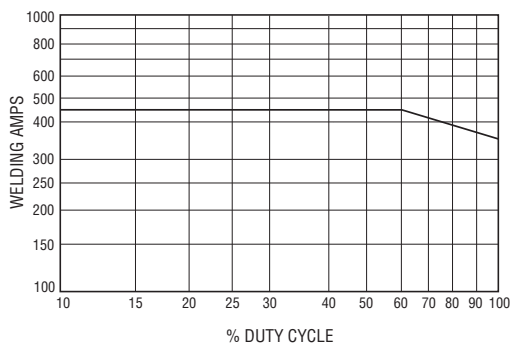
1. Voltage/Wire Speed Meter*
2. Voltage/Wire Speed Switch*
3. Remote Voltage Control Standard
4. Wire Speed Control
5. Jog/Purge Switch
6. Trigger Hold Switch

*Optional

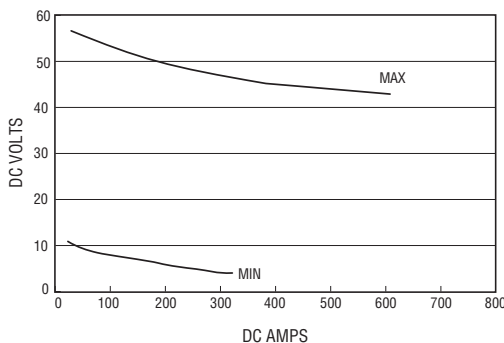
Note: Power switch is on rear panel.

Performance Data

DUTY CYCLE CHART - DELTA-FAB



VOLT/AMP CURVE - DELTA-FAB



Genuine Miller Options

Digital Meter #186 498 Field
Dual-function, back-lit LCD digital meter with selector switch. The digital meter allows the wire feed speed to be preset in meters per minute or inches per minute. The voltage function will only monitor and display the arc voltage. The voltage display can also be calibrated if required.

Preflow/Postflow and Spot Control #186 496 Field
Installs inside feeder under an easy access hinged cover. Provides up to 5 seconds of spot weld time and has adjustable timers (0.25 to 5 sec.) for controlling gas flow prior to arc initiation and after completion of weld.

Packages



Option #1: Delta-Fab™ System

Purchase running gear and MIG kit separately.

Delta-Fab™ System #951 022 (230/460/575 V, 60 Hz)

Comes complete With:

- Delta-Fab™ power source
- 24A wire feeder
- Bernard® Q-Gun™



Option #2: Delta-Fab™ System Stationary Package

Stationary display without running gear/cylinder rack.

Delta-Fab™ System Stationary Package #951 083 (230/460/575 V, 60 Hz)

Comes complete With:

- Delta-Fab™ power source
- 24A wire feeder
- Bernard® Q-Gun™
- Industrial MIG 4/0 Kit: Smith® regulator/flowmeter with 10 ft (3 m) gas hose, 10 ft (3 m) 4/0 feeder weld cable with lugs, and 15 ft (4.6 m) work cable with 600-amp C-clamp



Option #3: Delta-Fab™ System MIGRunner® Package

MIGRunner system with factory-installed running gear/cylinder rack.

Delta-Fab™ System MIGRunner Package #951 111 (230/460/575 V, 60 Hz)

Comes complete With:

- Delta-Fab™ power source
- 24A wire feeder
- Bernard® Q-Gun™
- Industrial MIG 4/0 Kit: Smith® regulator/flowmeter with 10 ft (3 m) gas hose, 10 ft (3 m) 4/0 feeder weld cable with lugs, and 15 ft (4.6 m) work cable with 600-amp C-clamp
- Factory installed running gear/cylinder rack

Genuine Miller Accessories



NEW! Industrial MIG 4/0 Kit #300 390
Consists of Smith® regulator/flowmeter with 10 ft (3 m) gas hose, 10 ft (3 m) 4/0 feeder weld cable with lugs, and 15 ft (4.6 m) work cable with 600-amp C-clamp.



Standard Running Gear #042 886
The large 10 in (254 mm) rear wheels and 5 in (127 mm) front casters on this

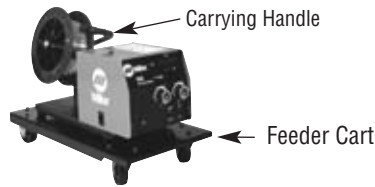
running gear provide excellent mobility on the shop floor, making it easier to move the power source. Very easy to install. Handles double as weld cable holder.

Standard Cylinder Rack #042 887
Holds two cylinders. Only installs on Standard Running Gear.



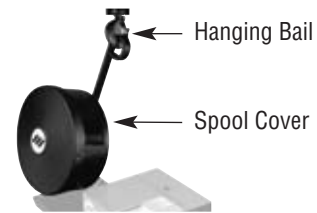
Turntable Assembly #146 236
Allows rotation of the feeder as the operator changes work positions. Reduces strain and bending on the gun cable.

Wire Reel Assembly #108 008
For 60 lb (27 kg) coil of wire.
(Cannot use when handle is installed.)



Feeder Cart #043 698 Field
A low-profile creeper cart with high-quality rubber casters, front swivel and rear rigid.

Carrying Handle #193 762
For lifting and moving feeder.



Spool Cover #057 607
For 12 in (304 mm) spool.

Hanging Bail #058 435
Suspends feeder over the work area.

Reel Cover #058 256
For 60 lb (27.2 kg) coil.

Spool Adapter #047 141
For use with 14 lb (6.4 kg) spool of Lincoln self-shielding wire.

Extension Cords
#122 973 25 ft (7.6 m)
#122 974 50 ft (15.2 m)
#122 975 75 ft (22.8 m)
Used to extend interconnecting cords.

Ordering Information

Equipment and Options	Stock No.	Description	Qty.	Price
Delta-Fab System Power Source, Feeder & Gun Only	#951 022	230/460/575 V, 60 Hz		
Delta-Fab System Stationary Package	#951 083	230/460/575 V, 60 Hz		
Delta-Fab System MIGRunner Package	#951 111	230/460/575 V, 60 Hz		
Digital Meter	#186 498	Field		
Preflow/Postflow and Spot Control	#186 496	Field		
Accessories				
Industrial MIG 4/0 Kit	#300 390	Includes Smith regulator/flowmeter with 10 ft (3 m) gas hose, 10 ft (3 m) 4/0 feeder weld cable with lugs, and 15 ft (4.6 m) work cable with 600-amp C-clamp		
Standard Running Gear	#042 886			
Standard Cylinder Rack	#042 887			
Wire Reel Assembly	#108 008	For 60 lb (27.2 kg) coil		
Feeder Cart	#043 698	Field		
Carrying Handle	#193 762			
Turntable Assembly	#146 236			
Hanging Bail	#058 435			
Spool Cover	#057 607	For 12 in (304 mm) spool		
Reel Cover	#058 256	For 60 lb (27.2 kg) coil		
Spool Adapter	#047 141	For 14 lb (6.4 kg) Lincoln spool		
Extension Cords				

Date:

Total Quoted Price:

Distributed by:



Free Manuals Download Website

<http://myh66.com>

<http://usermanuals.us>

<http://www.somanuals.com>

<http://www.4manuals.cc>

<http://www.manual-lib.com>

<http://www.404manual.com>

<http://www.luxmanual.com>

<http://aubethermostatmanual.com>

Golf course search by state

<http://golfingnear.com>

Email search by domain

<http://emailbydomain.com>

Auto manuals search

<http://auto.somanuals.com>

TV manuals search

<http://tv.somanuals.com>