

Operating Instructions . . .

Models LEA80AW, LEA80AL, LGA80AL, and LGA80AW

Amana COMMERCIAL QUALITY DRYER
ELECTRONIC MOISTURE SENSOR - 8 CYCLES

TEMPERATURE CONTROL

SIGNAL

EXTENDED TUMBLE

WARNING

To reduce the risk of fire, electric shock, serious injury or death to persons, read the **IMPORTANT SAFETY INSTRUCTIONS** in your Use and Care Guide before operating the dryer.

W128

Available Drying Cycles

NOTE: Use the automatic cycles for drying items that can be dried with heat. These cycles sense moisture and shut off when the selected dryness level is reached. The automatic cycles include the following dryness levels.

MORE DRY will dry very small loads and some heavy items, such as blue jeans, but will overdry lightweight items, such as sheets and shirts. Overdrying can cause wrinkling, shrinking, excessive lint conditions, and will use more energy than necessary.

LESS DRY, which uses the least energy, will dry large loads and lightweight items, such as sheets and shirts, but might leave other items, such as denim and heavy bath towels, more damp.

To increase energy savings and to make sure loads are dried without overdrying, set your loads on **LESS DRY**. If items are damp at the end of a cycle, the timer knob needs to be set closer to the **MORE DRY** setting the next time these loads are dried. If items are overdry at the end of a cycle, the timer knob should be set closer to **COOL DOWN** when these loads are dried again. Remember the settings that work best to get ideal drying results.

The **COOL DOWN** period at the end of each cycle provides items a chance to tumble with no heat and cool down to room temperature. This prevents wrinkles from setting if items cannot be cared for immediately.

The **ENERGY SAVER/DAMP DRY** settings, marked with a dot (•), show which settings will use the least energy and will leave items damp for easier ironing.

NOTE: The timer knob will not advance as quickly in the **AUTOMATIC** cycles as it does in the **TIME DRY** cycle. The time it takes for the timer to advance depends on the type and size of the load being dried.

Automatic Regular/Delicate Cycle
Use for sturdy items like play or work clothes and also for delicate items. The type of heat is

determined by choosing the proper **Temperature Control** option. There are three settings in the **AUTOMATIC REGULAR/DELICATE** cycle — **MORE DRY**, **LESS DRY**, and an optional **EXTENDED TUMBLE**.

Time Dry Cycle
This cycle will operate dryer for up to 75 minutes. Cottons and heavyweight items dry best between 50 and 75 minutes, and lightweight items dry best between 20 and 40 minutes.

No Heat Cycle
Use this cycle for up to 20 minutes of no heat drying.

Automatic Wrinkle Out Cycle
Use this cycle for items that are slightly wrinkled after sitting in a dryer or laundry basket overnight. The cycle has a short heat setting followed by a five minute **COOL DOWN**.

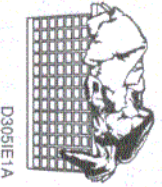
Automatic Permanent Press/Knits Cycle
Use for permanent press items and synthetics. The type of heat is determined by selecting the proper **Temperature Control** option. There are three settings in the **AUTOMATIC PERMANENT PRESS/KNITS** cycle — **MORE DRY**, **LESS DRY**, and an optional **EXTENDED TUMBLE**.

To Dry Clothes

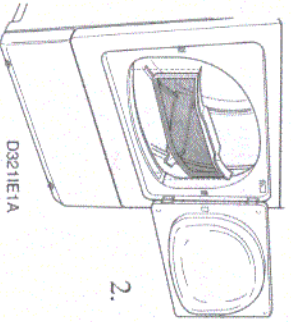
IMPORTANT: See the **INSTALLATION INSTRUCTIONS** before using dryer.

IMPORTANT: Before using dryer for the first time, use an all-purpose cleaner or a detergent and water solution and a damp cloth to remove shipping dust from inside of dryer drum.

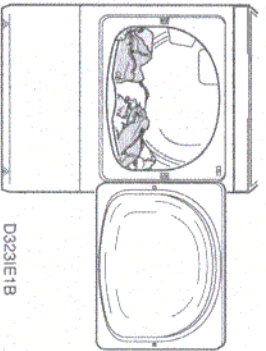
- Sort items into separate loads.



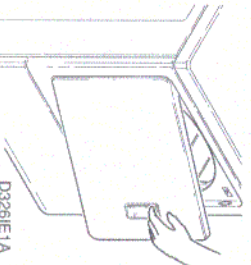
- Clean lint filter before each use.



- Add clothes loosely into dryer drum. Add fabric softener sheet, if desired.

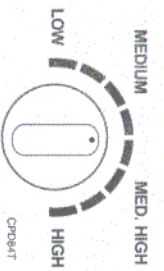


- Close loading door. Dryer will not operate with the door open.



- Select **Temperature Control**.

Follow garment manufacturer's care labels for recommended temperature settings.

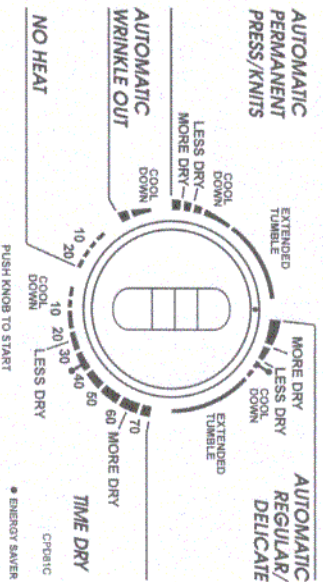


- Select optional **EXTENDED TUMBLE** setting to continue tumbling items at no heat. This prevents wrinkling when garments cannot be removed from the dryer immediately. By pressing the **EXTENDED TUMBLE** button to "on," the **AUTOMATIC REGULAR/DELICATE** and **AUTOMATIC PERMANENT PRESS/KNITS** cycles will tumble an additional 40 minutes.

garments cannot be removed from the dryer immediately. By pressing the **EXTENDED TUMBLE** button to "on," the **AUTOMATIC REGULAR/DELICATE** and **AUTOMATIC PERMANENT PRESS/KNITS** cycles will tumble an additional 40 minutes.



- Select timer setting in cycle desired: **AUTOMATIC REGULAR/DELICATE**, **TIME DRY**, **NO HEAT**, **AUTOMATIC WRINKLE OUT**, and **AUTOMATIC PERMANENT PRESS/KNITS**. These cycles control the drying time.



The **ENERGY SAVER/DAMP DRY** settings, marked with a dot (•), show which dryer settings will use the least energy and will leave items damp for easier ironing.

- Push timer knob in to start dryer.

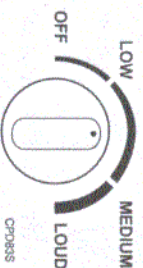
NOTE: To stop dryer at any time, open the door or turn timer knob to an **OFF** position. To restart dryer, close door, reset timer if necessary, and push in the timer knob.

End of Cycle Signal

The volume of the signal tone may be set on **OFF**, **LOW**, **MEDIUM** or **LOUD**. If a volume level is selected, the signal will let you know when the cycle is done. The signal will stop when the door is opened, or when the timer is advanced to an **OFF** position.

NOTE: The signal will come on every 10 minutes when the **EXTENDED TUMBLE** setting is selected.

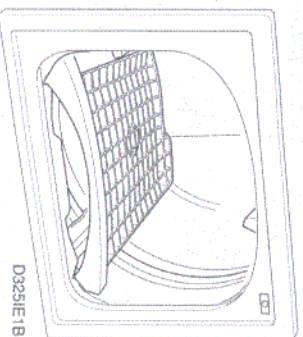
SIGNAL



Drying Rack

The drying rack is useful for items that require no-tumble drying, such as tennis shoes, sweaters, stuffed toys or other delicate items.

The rack can be installed by placing the rack pegs into the indents in the back of the dryer and placing the front of the rack onto the inner door frame. See the illustration below.



Free Manuals Download Website

<http://myh66.com>

<http://usermanuals.us>

<http://www.somanuals.com>

<http://www.4manuals.cc>

<http://www.manual-lib.com>

<http://www.404manual.com>

<http://www.luxmanual.com>

<http://aubethermostatmanual.com>

Golf course search by state

<http://golfingnear.com>

Email search by domain

<http://emailbydomain.com>

Auto manuals search

<http://auto.somanuals.com>

TV manuals search

<http://tv.somanuals.com>