

Model 400
Owner's Guide

[Limited Lifetime Consumer Warranty]

For a period of one calendar year from the date of purchase of this auto-security device, Directed Electronics, Inc. promises to the ORIGINAL PURCHASER to repair or replace (with a comparable reconditioned model), free of cost, any electronic control module which proves to be defective in workmanship or material under normal use, SO LONG AS THE SYSTEM WAS SOLD, INSTALLED, AND SERVICED BY A PROFESSIONAL AUTO INSTALLER, AND REMAINS IN THE CAR IN WHICH THE SYSTEM WAS ORIGINALLY INSTALLED. If warranty service is necessary you must have a clear copy of your sales receipt containing all of the information shown on the following page.

After the first calendar year, from the date of purchase of this auto-security device, Directed Electronics, Inc., promises to the ORIGINAL PURCHASER to repair or replace (with a comparable reconditioned model) any electronic control module which proves to be defective in workmanship or material under normal use **FOR A CHARGE OF \$45.00**, SO LONG AS THE SYSTEM WAS SOLD, INSTALLED, AND SERVICED BY A PROFESSIONAL AUTO INSTALLER, AND REMAINS IN THE CAR IN WHICH THE SYSTEM WAS ORIGINALLY INSTALLED. If warranty service is necessary you must have a clear copy of your sales receipt containing all of the information shown on the following page.

This warranty contains the entire agreement relating to warranty and supersedes all previous and contemporaneous representations or understandings, whether written or oral. IN ANY EVENT, DEI IS NOT LIABLE FOR THE THEFT OF THE VEHICLE AND/OR ITS CONTENTS.

This warranty is void if the product has been damaged by accident, unreasonable use, neglect, improper service or other causes not arising out of defects in materials or construction. This warranty is nontransferable and does not apply to any unit that has been modified or used in a manner contrary to its intended purpose and does not cover batteries. The unit in question must be returned to the manufacturer, postage prepaid. This warranty does not cover labor costs for the removal, diagnosis, troubleshooting or reinstallation of the unit. For service on an out-of-warranty product a flat rate fee by model is charged. Contact your authorized dealer to obtain the service charge for your unit.

These systems are a deterrent against possible theft. Directed Electronics, Inc. is not offering a guarantee or insuring against the theft of the automobile or its contents and disclaims any liability for the theft of the vehicle and/or its contents. Directed Electronics does not authorize any person to create for it any other obligation or liability in connection with this security system.

TO THE MAXIMUM EXTENT ALLOWED BY LAW, ANY AND ALL WARRANTIES ARE EXCLUDED BY THE MANUFACTURER AND EACH ENTITY PARTICIPATING IN THE STREAM OF COMMERCE THEREWITH. THIS EXCLUSION INCLUDES BUT IS NOT LIMITED TO THE EXCLUSION OF ANY AND ALL WARRANTY OF MERCHANTABILITY AND/OR ANY AND ALL WARRANTY OF FITNESS FOR A PARTICULAR PURPOSE AND/OR ANY AND ALL WARRANTY OF NON-INFRINGEMENT OF PATENTS, IN THE UNITED STATES OF AMERICA AND/OR ABROAD. NEITHER THE MANUFACTURER OR ANY ENTITIES CONNECTED THEREWITH SHALL BE RESPONSIBLE OR LIABLE FOR ANY DAMAGES WHATSOEVER, INCLUDING BUT NOT LIMITED TO ANY CONSEQUENTIAL DAMAGES, INCIDENTAL DAMAGES, TOWING, REPAIR, REPLACEMENT, DAMAGES FOR LOSS OF TIME, LOSS OF EARNINGS, COMMERCIAL LOSS, LOSS OF ECONOMIC OPPORTUNITY AND THE LIKE. NOTWITHSTANDING THE ABOVE, MANUFACTURER DOES OFFER A LIMITED WARRANTY TO REPLACE OR REPAIR THE CONTROL MODULE AS DESCRIBED ABOVE. Some states do not allow limitations on how long an implied warranty will last or the exclusion or limitation of incidental or consequential damages. This warranty gives you specific legal rights, and you may also have other rights which vary from state to state.

IMPORTANT NOTE:

This product warranty is automatically void if its date code or serial number is defaced, missing, or altered. This warranty will not be valid unless you have completed the warranty card and mailed it to Directed Electronics, Inc. within 10 days after purchase to the address listed on the warranty registration card.

Make sure you have all of the following information from your dealer:

A clear copy of the sales receipt, showing the following:

- Date of purchase
- Your full name and address
- Authorized dealer's company name and address
- Type of system installed
- Year, make, model and color of the automobile
- Automobile license number
- Vehicle identification number
- All security options installed on automobile
- Installation receipts

[Table of Contents]

Limited Lifetime Consumer Warranty	i
Terms and Conditions	2
What Is Included	8
Important Information	8
FCC/ID Notice	8
Car★Com™ 1 Service Plans	9
Fees	9
Service Activation	10
Customer Service	10
Nationwide Service Coverage	11
Using Your System	11
Touch-Tone Phone Operation	12
Web-Based Operation	12
Car★Com™ Commands When Using a DEI Compatible System	12
Car★Com™ Commands Without a DEI Compatible System	15
Security and Convenience Expansions	16
Glossary of Terms	17
Quick Reference Guide	back cover

[Terms and Conditions]

You should carefully review the following terms and conditions ("Contract") before activating the Car★Com™ services described in this guide. Seaguard Electronics L.L.C. ("Seaguard") is only willing to provide Car★Com™ services to you upon acceptance of these terms and conditions. Activation of Car★Com™ services will signify your agreement to be bound by these terms and conditions.

1. Seaguard agrees to sell to you and you agree to buy from Seaguard the Car★Com™ services described in this Car★Com™ owner's guide ("Services") on the terms and conditions contained in this Contract. The Services will be provided on a national basis.
2. Fees for Services include the following:
 - A one-time activation fee of \$20.00.
 - An annual fee of \$29.95 (Car★Com 1, Plan 1), \$49.95 (Car★Com 1, Plan 2), or \$99.95 (Car★Com 1, Plan 3), depending on the service plan that you have selected.
 - All taxes, assessments, tariffs and similar charges imposed by government authorities on Services provided to you ("Taxes").

Fees will be billed in advance to the Visa, MasterCard or American Express account you specify when you activate your Services. In addition, Seaguard has the right to periodically bill you for all messages in excess of the number of messages

allowed by your Car★Com plan agreement per calendar month. These charges will be billed directly to your credit card on file with Seaguard at a charge equal to 25 cents for each message in excess of the monthly allowable message limit, plus applicable Taxes.

3. The term of this Contract shall commence upon the date Services are activated by you and shall be for a minimum period of one (1) year. This Contract shall automatically be renewed for successive one-year periods unless you notify Seaguard in writing of your desire not to renew, or Seaguard notifies you in writing of its desire not to renew. Such notice must be given at least thirty (30) days prior to the end of any term, extension or renewal term.
4. Annual renewal fees and applicable Taxes shall be automatically billed in advance to the credit card on file with Seaguard. Seaguard reserves the right to modify the annual fee upon any renewal term without notice to you provided such modification is less than or equal to ten percent (10%) of the price for Services for the immediately preceding term. Further, Seaguard reserves the right to bill your credit card without notice to you upon a change in applicable Taxes.
5. If charges are dishonored or rejected by your credit card issuer for any reason, or Seaguard is otherwise unable to process any debit to your credit card account, Seaguard has the right to immediately suspend Services to you without notice until alternative payment arrangements are made.

6. If you wish to terminate Services, please notify Seaguard's Customer Service Department in writing at 7025 Alamos Avenue, San Diego, CA 92154. You will not be entitled to a refund for any pre-paid fees for Services charged to your account in the event of cancellation of Services before the end of any annual term.
7. Inquiries regarding Services, such as billing questions or coverage regions, should be directed to Seaguard's Customer Service Department at (619) 528-0100 between 8 a.m. and 5 p.m. (PST) Monday through Friday.
8. Services are not available everywhere and are mainly concentrated in urban areas and along major highways. Services may be temporarily interrupted or curtailed if you travel out of the coverage area or due to facilities modifications, relocations, repairs and similar activities necessary for the proper or improved operation of such Services. Services are also subject to signal limitations depending on interference, topography, building construction and atmospheric conditions. To the extent such limitations occur, Seaguard will not be liable for any resulting interruption in Services or damages. Seaguard shall in no event be liable for interruption or delays in transmission, or errors or defects in transmission, battery failure, or failure to transmit when caused by equipment or electrical failure, acts of God, fire, war, riots, government authorities or other causes beyond Seaguard's control.

9. Services are furnished for use only by you or an authorized user. Services may be refused or disconnected without notice in the event that Services are used in a manner that will adversely affect Seaguard's service to others or is otherwise in violation or potentially in violation of any laws, ordinances or FCC rules or regulations. You agree to indemnify Seaguard for any claims arising out of your negligence or misfeasance in connection with the use of Seaguard's facilities, equipment or Services.
10. You are responsible for the security of your security code. To avoid unanticipated charges to your account by unauthorized users, safeguard your security code. Unanticipated charges will not be canceled due to loss of security of your security code.
11. Security codes, paging numbers, capcodes, telephone numbers and any other numbers shall be assigned by Seaguard and you shall not acquire any proprietary interest in any specific number assigned. Seaguard cannot guaranty the assignment or continuance of any particular number, prefix or exchange. Seaguard reserves the right to assign, designate or change such numbers as reasonably necessary in the conduct of its business.
12. Except as may otherwise be provided herein or required by law, Seaguard makes no warranties, express or implied, regarding the Services, including any warranty as to the availability of Services, or any implied warranty or marketability or fitness for a particular purpose, all of which are expressly disclaimed.

13. Except as may otherwise be provided herein or required by law, neither Seaguard nor any supplier of services to Seaguard shall be liable to you or others for any loss, including interruption of Services, death or bodily injury or damage to real or personal property, damage (including indirect and consequential damages), or expense of any kind caused directly or indirectly by any action or inaction of Seaguard or any supplier of service to Seaguard.
14. The sole liability of Seaguard and any supplier of services to Seaguard to you for interruptions in Services furnished by Seaguard or by any supplier of services to Seaguard will be a prorata adjustment of the fixed annual charges billed by Seaguard for the period of the interruption. Adjustments will only be made for interruptions lasting longer than 24 hours. In no case shall a credit exceed the fixed annual charge. A credit allowance will not be given for interruptions caused by the negligence or willful act of you or your authorized user. Should Seaguard or any supplier of services to Seaguard be found grossly negligent, their liability shall not exceed the lesser of \$500 or the value of the annual charges for the interrupted Services.
15. In the event you fail to perform any term, covenant or condition of this Contract, Seaguard may, at its option, at any time terminate this Contract, and/or demand and recover from you all charges then due and owing.
16. All remedies of Seaguard hereunder are cumulative, are in addition to any other remedies provided for by law, and may,

to the extent permitted by law, be exercised concurrently or separately. The exercise of any one remedy shall not be deemed an election of such remedy or to preclude the exercise of any other remedy. No failure on the part of Seaguard to exercise and no delay in exercising any right or remedy shall operate as a waiver thereof or modify these terms and conditions.

17. You shall not assign your rights or obligations under these terms and conditions without Seaguard's prior written consent. Contact Seaguard's Customer Service Department in the event you sell your car or otherwise desire to transfer the Services.
18. This Contract shall be governed by the laws of the State of California, excluding its conflict of laws provisions. Any suit with respect to the Services shall be brought in the Superior Court of the County of San Diego, State of California. Each party waives, insofar as permitted by law, trial by jury in any action between the parties. This Contract shall be binding upon the parties, their successors, legal representatives and assigns. Notice shall be deemed effective on the day of actual delivery as shown by the addressee's return receipt or the expiration of three (3) business days after the date of mailing, whichever is the earlier in time.
19. This Contract contains the entire agreement between the parties and may not be altered, amended, modified or otherwise changed except in writing signed by you and an authorized representative of Seaguard.

Car★Com™ is a trademark of Directed Electronics, Inc.

© 2001 Directed Electronics, Inc.

7

[What Is Included]

- A control module
- A harness plug

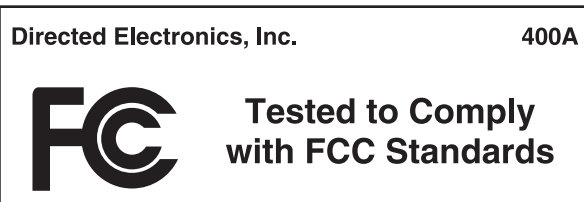
[Important Information]

FCC/ID Notice

This device complies with Part 15 of FCC rules. Operation is subject to the following two conditions: (1) This device may not cause harmful interference, and (2) This device must accept any interference received, including interference that may cause undesired operation.

Caution

Changes or modifications not expressly approved by the party responsible for compliance could void the user's authority to operate this device.



DRW-232

Car★Com 1 Service Plans

Car★Com 1 offers three different service plans: Plans 1, 2, and 3. The plans differ in the number of Car★Com™ page operations allowed per month. Plans 2 and 3 also offer the auto scheduling feature, which allows you to program your Car★Com™ pages in advance, online. For instance, if you want to start your car on the weekday mornings and afternoons, but not on the weekends, the auto scheduling feature lets you do this.

NOTE: The auto scheduling feature can only be utilized by accessing your Car★Com™ system online.

CAR★COM SERVICE PLAN CHART			
Car★Com 1 Plan	1	2	3
One-Way Commands	30/month	75/month	Unlimited
Auto Scheduling	N/A	Included	Included

Fees

Fees for the Car★Com™ System Services include:

- A one-time activation fee of \$20.
- An annual fee based on the Car★Com™ service plan you have selected.

CAR★COM FEE CHART			
Car★Com 1 Plan	1	2	3
One-Time Activation Fee	\$20.00	\$20.00	\$20.00
Annual Service Fee	\$29.95	\$49.95	\$99.95
Total Cost First Year of Service	\$49.95	\$69.95	\$119.95

The total cost for the first year of Car★Com™ service, plus applicable taxes, will be charged to your credit card account upon activation of service. All Car★Com™ calls are toll free within the United States (pay phones excluded).

Service Activation

Before you begin using your Car★Com™, you must activate your Car★Com™ System Services by calling the Activation Center at (619) 528-0100, between the hours of 8 a.m. and 5 p.m. (PST) Monday through Friday, with the following information:

- Eight-digit Personal Identification Number (PIN), located on the Quick Reference Card.
- Credit card (American Express, Visa, or MasterCard).
- Home telephone number, including area code.
- Home postal ZIP code.
- A four-digit security code of your choice.

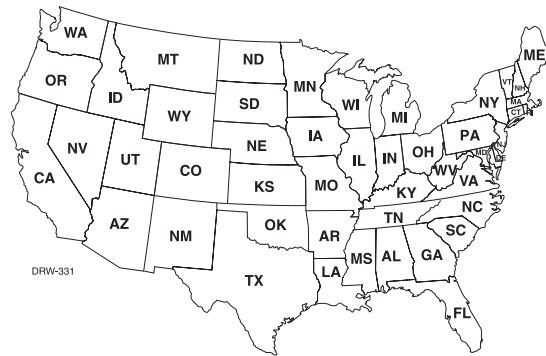
With this call, you will set up your account, establish your security code, and activate services.

Customer Service

For customer service assistance, please call 866-SKYALERT, (866) 759-2537, or (619) 528-0100 from a pay phone, from 8 a.m. to 5 p.m. (PST) Monday through Friday.

Nationwide Service Coverage

Your system will be activated for use in the 48 contiguous states on the national Arch Wireless Network. For more information on service coverage, refer to the www.car-com.net website.



Using Your System

With the Car★Com™, remotely operating your vehicle's features can be as easy as making a phone call or going online to the www.car-com.net website. The Car★Com™ can be activated worldwide from any touch-tone, airline or cellular phone, or from the Car★Com™ website, to control such features as vehicle door locking or unlocking, starter kill, honking the horn, or flashing the parking lights. When used with a compatible DEI security or remote start system, the Car★Com™ can also be used to control your security system's functions or to start the vehicle remotely.

Touch-Tone Phone Operation

Important! Prior to using the Car★Com™ you must activate services by calling (619) 528-0100, between 8 a.m. and 5 p.m. (PST) Monday through Friday.

To operate Car★Com™ from a touch-tone phone:










1. Call toll-free 866-SKYALERT, (866) 759-2537, or call (619) 528-0100 from a pay phone.
2. Enter your PIN number followed by the pound (#) key.
3. Enter your four-digit security code followed by the pound (#) key.
4. Enter the command number for the desired operation. (See the tables of command options in the following sections, or make your selection from the recorded menu of command options.)

Web-Based Operation

Car★Com™ can also be operated by accessing the **www.car-com.net** website. Just follow the instructions outlined on the website to perform the desired Car★Com™ operations.

Car★Com Commands When Using a DEI Compatible System

The following page command operations are available when the Car★Com™ is used with a compatible Directed Electronics security or remote start system. For additional information on the functions of your DEI security or remote start system, refer to your system owner's guide.

Command	Operation
	Arm/Lock
	Disarm/Unlock
	Panic Mode
	Activates the Vehicle Recovery System
	Enter/Exit Valet® Mode
	Channel Two Function
	Channel Three Function
	Channel Four Function
	Channel Five Function

Command 

Arms the DEI security system and locks the vehicle doors (if this option is installed on your security system).


Command 

Disarms the DEI security system and unlocks the vehicle doors (if this option is installed on your security system).



Command 

Initiates Panic Mode, which triggers a full alarm response. The parking lights will flash and the siren will sound for 30 seconds.

Command 

Activates the Vehicle Recovery System (VRS), if this feature is available on your security system. VRS can be used to protect against carjacking by activating the starter kill, so that the vehicle cannot be started. It also causes the parking lights to flash and the siren to sound until Command  is received.

Command 

Enters or exits Valet® Mode. To enter Valet® Mode, press Command  on the touch-tone system. The status LED lights solid and the security system is disabled. The doors can still be locked or unlocked (if connected) using the remote, but the security system cannot be armed or disarmed. This command will also disable the security system and activate Valet® Mode if the system is already armed. Entering Command  again will exit Valet® Mode.

Command 

Activates Channel Two of your DEI security system, which is assigned to one of the system's user-programmable functions. Channel Two controls _____.

Command 

Activates Channel Three of your DEI security system, which is assigned to one of the system's user-programmable functions. Channel Three controls _____.

Command 








Activates Channel Four of your DEI security system, which is assigned to one of the system's user-programmable functions. Channel Four controls _____.

Command 

Activates Channel Five of your DEI security system, which is assigned to one of the system's user-programmable functions. Channel Five controls _____.

Car★Com Commands Without a DEI Compatible System

The following commands are available when the Car★Com™ is used without a DEI security or remote start system:

Command	Operation
	Locks the doors and activates optional starter kill
	Unlocks the doors and disables the optional starter kill
	Panic sequence
	Anti-carjacking sequence
	Disables optional starter kill
	Channel Two Accessory
	Channel Three Accessory

Command

Locks the vehicle doors and activates the optional starter kill, so that the vehicle cannot be started. This operation will be confirmed by one parking light flash and one horn honk.


Command

Unlocks the vehicle doors and disables the optional starter kill, so that the vehicle can now be started. This operation will be confirmed by two parking light flashes and two horn honks.

Command

Initiates the panic sequence. The panic sequence consists of 30 seconds of parking light flashes and horn honks.

Command 

Anti-carjacking sequence. This feature can be used to protect against carjacking by activating the optional starter kill so that the vehicle cannot be started. It also causes the parking lights to flash and the siren to sound until Command  is received.

Command 

Disables the optional starter kill so that the vehicle can be started.

Command 

This command controls Channel Two, which can be assigned to control an optional vehicle power accessory, such as trunk release or a remote starter.

Channel Two is used for _____.

Command 

This command controls Channel Three, which can be assigned to control another optional vehicle power accessory.

Channel Three is used for _____.

[Security & Convenience Expansions]

Please consult with your dealer for a complete list of the expansion options available for use with your Car★Com™ system, as well as your DEI vehicle security or remote start system.

[Glossary of Terms]

Control Module: The "brain" of your system. Usually hidden underneath the dash area of the vehicle. It houses the micro-processor that controls all of your system's functions.

Starter Kill: An optional automatic switch controlled by the security system that prevents the vehicle's starter from cranking whenever it is activated. The vehicle is never prevented from cranking when the system is disarmed, in Valet® Mode, or should the starter kill switch itself fail.

Trigger or Triggered Sequence: This is what happens when the alarm of a DEI compatible security system "goes off". The triggered response of the system consists of 30 seconds of siren sounding and parking light flashing.

Cut along dotted line and fold for a quick and easy reference to keep in your purse or wallet.

QUICK REFERENCE GUIDE

To use the Car★Com™ from a touch-tone phone:

1. Call 1-866-759-2537, or 1-619-528-0100 from a pay phone.
2. Enter your PIN number followed by the pound (#) key.
3. Enter your four-digit security code followed by the pound (#) key.
4. Enter the command number of the desired operation.

To operate the Car★Com™ online:

- Log on to the www.car-com.net website. Just follow the instructions outlined on the website to perform the desired Car★Com™ operations.

Using the Car★Com™ with a DEI compatible system:

- The following command operations are available when the Car★Com™ is used with a compatible DEI security or remote start system:

1	Arm/Lock	2 ABC	Disarm/Unlock	3 DEF	Panic Mode
4 GHI	Activates VRS	5 JKL	Valet® Mode ON/OFF	6 MNO	Channel 2
7 PRS	Channel 3	8 TUV	Channel 4	9 WXY	Channel 5

Using the Car★Com™ without a DEI compatible system:

- The following command operations are available when the Car★Com™ is used without a DEI security or remote start system:

1	Locks Doors/Optional Starter Kill ON	2 ABC	Unlocks Doors/Optional Starter Kill OFF	3 DEF	Panic Sequence
4 GHI	Anti-Carjacking Sequence	5 JKL	Disables Optional Starter Kill	6 MNO	Channel 2
7 PRS	Channel 3	8 TUV	No Function	9 WXY	No Function

The company behind this system is Directed Electronics, Inc.

Since its inception, DEI® has had one purpose, to provide consumers with the finest vehicle security and car stereo products and accessories available. The recipient of more than 70 patents in the field of advanced electronic technology, DEI is ISO 9001 registered.

Quality Directed Electronics products are sold and serviced throughout North America and around the world.

Call **(800) 477-1372** for more information about our products and services.



DEI is an ISO 9001 registered company.

Directed Electronics is committed to delivering world class quality products and services that excite and delight our customers.

Directed[®]
ELECTRONICS, INC.

Vista, CA 92083

www.directed.com

© 2001 Directed Electronics, Inc. - All rights reserved

G400A 5/01

Free Manuals Download Website

<http://myh66.com>

<http://usermanuals.us>

<http://www.somanuals.com>

<http://www.4manuals.cc>

<http://www.manual-lib.com>

<http://www.404manual.com>

<http://www.luxmanual.com>

<http://aubethermostatmanual.com>

Golf course search by state

<http://golfingnear.com>

Email search by domain

<http://emailbydomain.com>

Auto manuals search

<http://auto.somanuals.com>

TV manuals search

<http://tv.somanuals.com>