

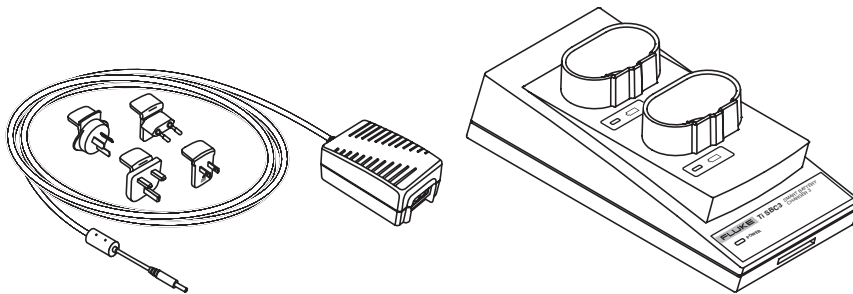
FLUKE®

FLK-TI-SBC3

Charging Base/Power Supply with Adapters

Instruction Sheet

The Fluke FLK-TI-SBC3 Charging Base/Power Supply with Adapters charges the Fluke FLK-TI-SBP3 Smart Battery Pack for Thermal Imagers. The FLK-TI-SBC3 consists of a charging base, power supply, and power outlet adapters.



PN 3481481 August 2009

© 2009 Fluke Corporation. All rights reserved. Printed in USA.

All product names are trademarks of their respective companies. Specifications are subject to change without notice.

Safety Information

Use the FLK-TI-SBC3 only as specified in this instruction sheet or other Fluke product-specific manual. See Table 1 for a list of symbols used on the FLK-TI-SBC3.

A **Warning** identifies hazardous conditions and actions that could cause bodily harm or death.





A **Caution** identifies conditions and actions that could damage the Imager or cause permanent loss of data.

⚠ Warning

To avoid injury:

- Do not disassemble or short circuit the battery pack.
- Do not expose the battery pack to temperatures above 50 °C (122 °F).
- Do not incinerate or mutilate the battery pack.
- Use only ac adapters approved by Fluke for the product to charge the battery or power the product.

Table 1. Symbols

Symbol	Description
CE	Conforms to requirements of European Union and European Free Trade Association.
⊖ ⊕	Imager connected to battery charger.
	Conforms to relevant Australian standards.
	Conforms to relevant Canadian and US standards
	Important information. See manual.
	Do not dispose of this product as unsorted municipal waste. Go to Fluke's website for recycling information.

Charging the Battery

Before using the battery pack for the first time, charge the battery in the two-bay charging base for at least two and one-half hours. For complete charging instructions, see the "Ti32, TiR32 Thermal Imagers User Manual."

Specifications

See Table 2 for the specifications.

Table 2. Specifications

Battery Charging	10-15 Vdc 2 A or charge battery pack in Imager with included ac adapter rated: 100-240 Vac 50/60 Hz, 15 V 2 A.		
	Status	Charging LED	Power LED
Charging / Power LED	off	no battery detected	no dc power input
	solid green	charged	dc power present
	blinking green	charging	na
	blinking red	fault	na
Dimensions	159.5 mm x 68.9 mm x 51.3 mm (6.28 in x 2.71 in x 2.02 in)		
Operating Temperature	-10 °C to 70 °C (-14 °F to 158 °F)		
Storage Temperature	-20 °C to 80 °C (-4 °F to 176 °F) without batteries		
Humidity Range	10 % to 95 % non-condensing		

How to Contact Fluke

To contact Fluke, call one of the following telephone numbers:

- USA: 1-800-760-4523
- Canada: 1-800-36-FLUKE (1-800-363-5853)
- Europe: +31 402-675-200
- Japan: +81-3-3434-0181
- Singapore: +65-738-5655
- Anywhere in the world: +1-425-446-5500

Or, visit Fluke's website at www.fluke.com.

To register your product, visit <http://register.fluke.com>.

To view, print, or download the latest manual supplement, visit

<http://us.fluke.com/usen/support/manuals>.

LIMITED WARRANTY AND LIMITATION OF LIABILITY

This Fluke product will be free from defects in material and workmanship for one year from the date of purchase. This warranty does not cover fuses, disposable batteries, or damage from accident, neglect, misuse, alteration, contamination, or abnormal conditions of operation or handling. Resellers are not authorized to extend any other warranty on Fluke's behalf. To obtain service during the warranty period, contact your nearest Fluke authorized service center to obtain return authorization information, then send the product to that Service Center with a description of the problem.

THIS WARRANTY IS YOUR ONLY REMEDY. NO OTHER WARRANTIES, SUCH AS FITNESS FOR A PARTICULAR PURPOSE, ARE EXPRESSED OR IMPLIED. FLUKE IS NOT LIABLE FOR ANY SPECIAL, INDIRECT, INCIDENTAL OR CONSEQUENTIAL DAMAGES OR LOSSES, ARISING FROM ANY CAUSE OR THEORY. Since some states or countries do not allow the exclusion or limitation of an implied warranty or of incidental or consequential damages, this limitation of liability may not apply to you.

Fluke Corporation
P.O. Box 9090
Everett, WA 98206-9090
U.S.A.

Fluke Europe B.V.
P.O. Box 1186
5602 BD Eindhoven
The Netherlands

11/99

Free Manuals Download Website

<http://myh66.com>

<http://usermanuals.us>

<http://www.somanuals.com>

<http://www.4manuals.cc>

<http://www.manual-lib.com>

<http://www.404manual.com>

<http://www.luxmanual.com>

<http://aubethermostatmanual.com>

Golf course search by state

<http://golfingnear.com>

Email search by domain

<http://emailbydomain.com>

Auto manuals search

<http://auto.somanuals.com>

TV manuals search

<http://tv.somanuals.com>